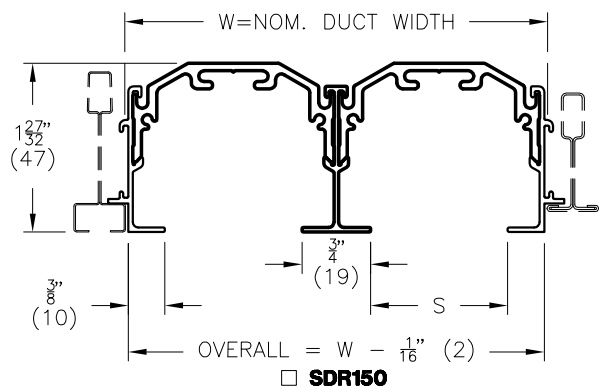
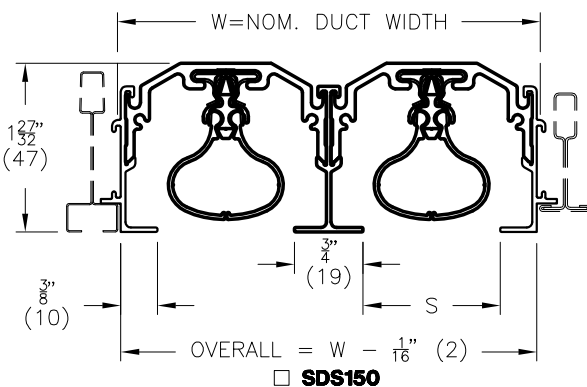
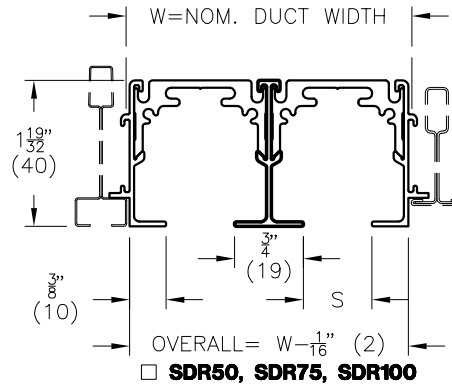
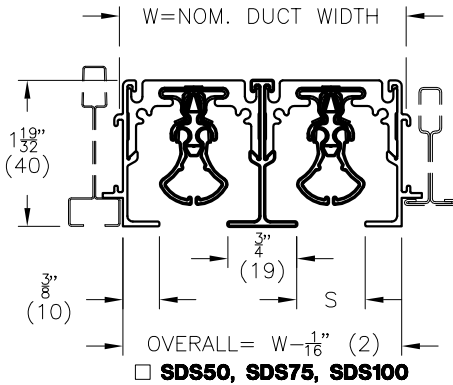


**SDS / SDR LINEAR SLOT DIFFUSER - TYPE 17
NARROW MEMBER T-BAR APPLICATION**



FINISH:

- PATTERN CONTROLLERS - B17 BLACK
- DIFFUSER FACE - B12 WHITE (OPTIONAL FINISHES AVAILABLE)

MATERIAL:

- EXTRUDED ALUMINUM FRAME
- EXTRUDED ALUMINUM PATTERN CONTROLLERS ON MODELS SDS50, SDS150
- ROLLFORMED STEEL OR EXTRUDED ALUMINUM PATTERN CONTROLLERS ON SDS75, SDS100

NOTE:

- MINIMUM LENGTH 8" (203)
- MAXIMUM LENGTH 72" (1829)
- UNITS 6 SLOT AND LARGER SUPPLIED WITH 1" (25) REINFORCING ANGLES ATTACHED TO DIFFUSER
- 180° AIR PATTERN ADJUSTMENT AVAILABLE
- FOR USE WITH 9/16" (14) BOLT-SLOT STYLE T-BAR OR 9/16" (14) FLAT REGULAR T-BAR
- USE TYPE 14 SDA / SDB PLENUM, OR UP / UPL
- FACTORY TOLERANCE $\pm 1/32$ " (1)
- SEE INSTALLATION INSTRUCTION I100046

MODELS:

- | | |
|---|---|
| SUPPLY DIFFUSERS: | RETURNS: |
| <input type="checkbox"/> SDS50 - 1/2" SLOT | <input type="checkbox"/> SDR50 - 1/2" SLOT |
| <input type="checkbox"/> SDS75 - 3/4" SLOT | <input type="checkbox"/> SDR75 - 3/4" SLOT |
| <input type="checkbox"/> SDS100 - 1" SLOT | <input type="checkbox"/> SDR100 - 1" SLOT |
| <input type="checkbox"/> SDS150 - 1 1/2" SLOT | <input type="checkbox"/> SDR150 - 1 1/2" SLOT |

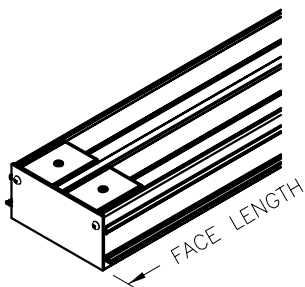
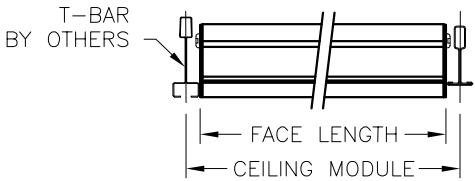
ALL METRIC DIMENSIONS () ARE SOFT CONVERTED. IMPERIAL DIMENSIONS ARE CONVERTED TO METRIC AND ROUNDED TO THE NEAREST MILLIMETER.

PROJECT:		PRICE [®]	
ENGINEER:		<i>MG</i>	SDS / SDR TYPE 17 LINEAR DIFFUSER T-BAR LAY-IN NARROW MEMBER
CUSTOMER:			
SUBMITTAL DATE:	SPEC. SYMBOL:	2014/06/16	

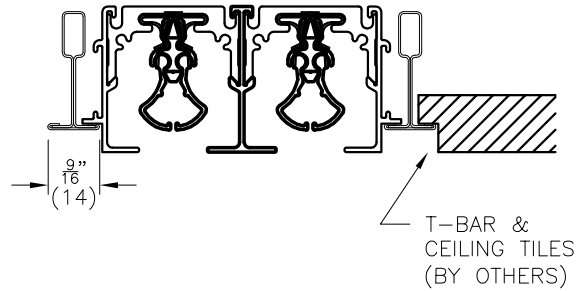
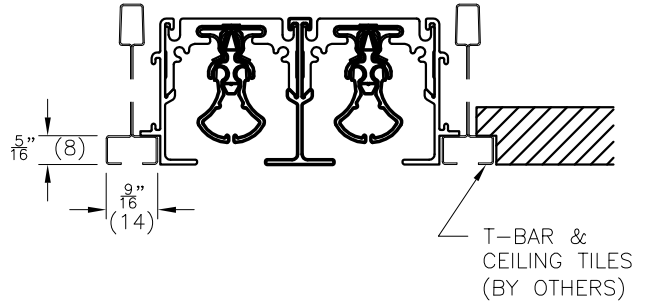
**SDS / SDR LINEAR SLOT DIFFUSER - TYPE 17
NARROW MEMBER T-BAR APPLICATION**

END CONDITIONS:

Z - CLOSED END CAP



MOUNTING:



END CONDITION	FACE LENGTH
Z-Z	CEILING MODULE - 5/8" (16)

SLOTS	W			
	SDS50	SDS75	SDS100	SDS150
1	1 3/8" (35)	1 5/8" (41)	1 7/8" (48)	2 3/8" (60)
2	2 5/8" (67)	3 1/8" (79)	3 5/8" (92)	4 5/8" (117)
3	3 7/8" (98)	4 5/8" (117)	5 3/8" (137)	6 7/8" (175)
4	5 1/8" (130)	6 1/8" (156)	7 1/8" (181)	9 1/8" (232)
5	6 3/8" (162)	7 5/8" (194)	8 7/8" (225)	11 3/8" (289)
6	7 5/8" (194)	9 1/8" (232)	10 5/8" (270)	13 5/8" (346)
7	8 7/8" (225)	10 5/8" (270)	12 3/8" (314)	15 7/8" (403)
8	10 1/8" (257)	12 1/8" (308)	14 1/8" (359)	18 1/8" (460)
9	11 3/8" (289)	13 5/8" (346)	15 7/8" (403)	20 3/8" (518)
10	12 5/8" (321)	15 1/8" (384)	17 5/8" (448)	22 5/8" (575)

ALL METRIC DIMENSIONS () ARE SOFT CONVERTED. IMPERIAL DIMENSIONS ARE CONVERTED TO METRIC AND ROUNDED TO THE NEAREST MILLIMETER.

PROJECT:		PRICE [®]
ENGINEER:		
CUSTOMER:		<i>MG</i>
SUBMITTAL DATE:		235053
SPEC. SYMBOL:		2014/06/16
SDS / SDR TYPE 17 LINEAR DIFFUSER T-BAR LAY-IN NARROW MEMBER		